

Schlaufen-Etiketten

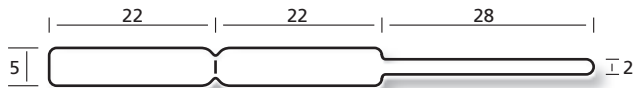
Labels with loop

Étiquettes avec lanière

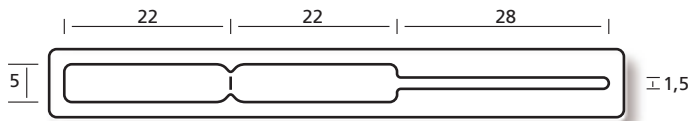


- B** Anzahl Bahnen
Number of rows
Nombre de poses
- BB** Bahnbreite
Width of row
Largeur de la bande
- T** Etikettenvorschub (Zoll)
Label feed (inch)
Avance des étiquettes (pouce)

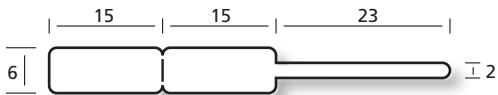
Serie MINI



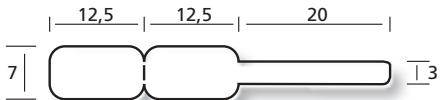
44 572 B = 1, BB = 88 mm, T = 2/6"



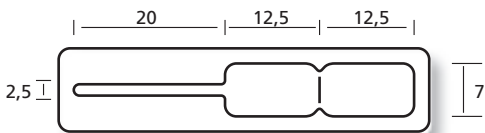
34 572R B = 1, BB = 88 mm



44 653 B = 1, BB = 88 mm, T = 2/6"



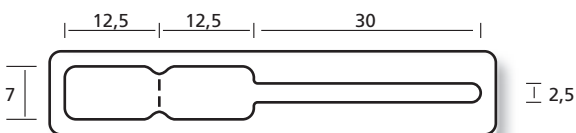
44 745 B = 1, BB = 88 mm, T = 3/6"



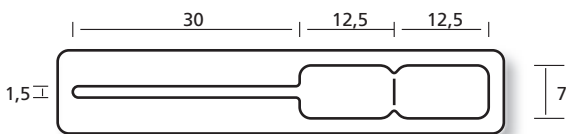
34 745R B = 1, BB = 65 mm



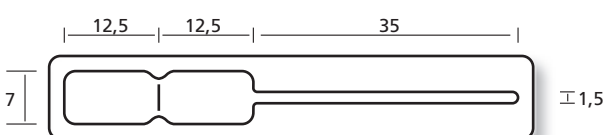
44 753 B = 1, BB = 88 mm, T = 3/6"



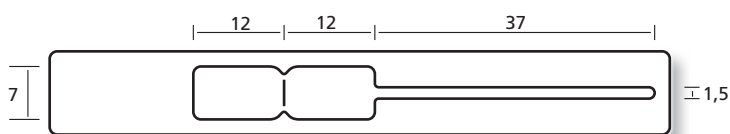
34 755IR B = 1, BB = 70 mm



34 755/2R B = 1, BB = 80 mm



34 760IR B = 1, BB = 80 mm

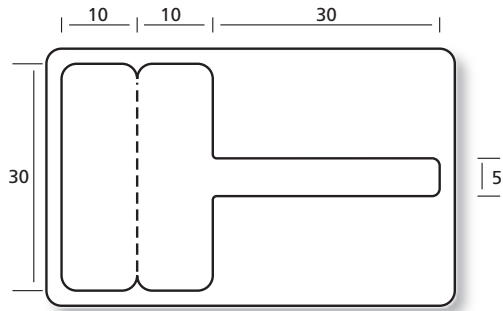


34 761/1IR B = 1, BB = 90 mm

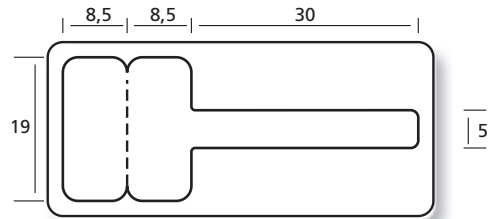
Serie SPECIAL



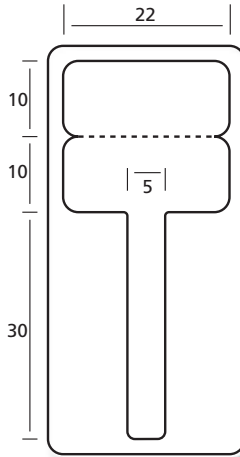
34 1852IR B = 1, BB = 85 mm



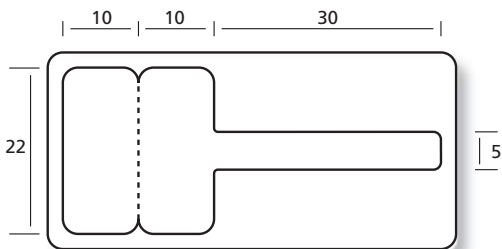
34 3050IR B = 1, BB = 88 mm



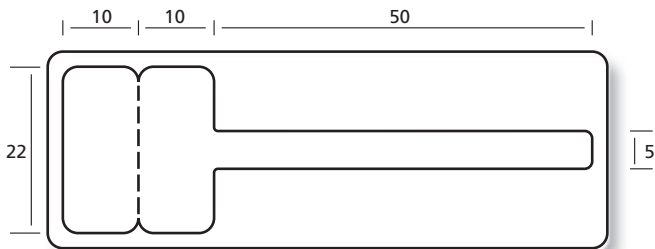
34 1947IR B = 1, BB = 88 mm



34 5022IR B = 1, BB = 40 mm

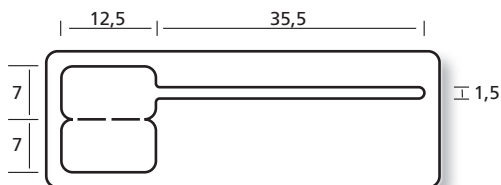


34 2250IR B = 1, BB = 88 mm

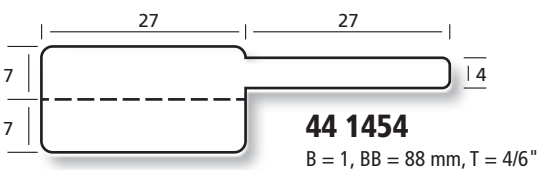


34 2270IR B = 1, BB = 80 mm

Serie MINI



34 1448R
B = 1, BB = 60 mm



44 1454
B = 1, BB = 88 mm, T = 4/6"