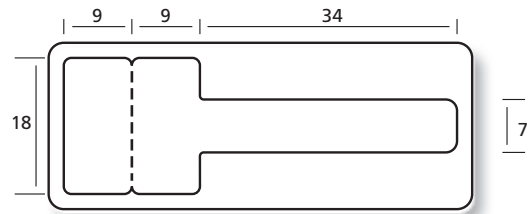
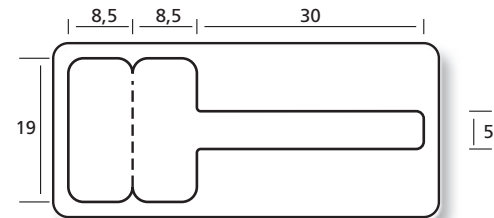


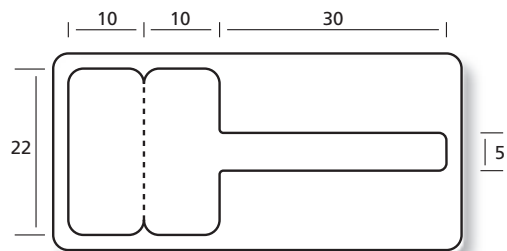
**34 5022IR** B = 1, BB = 40 mm



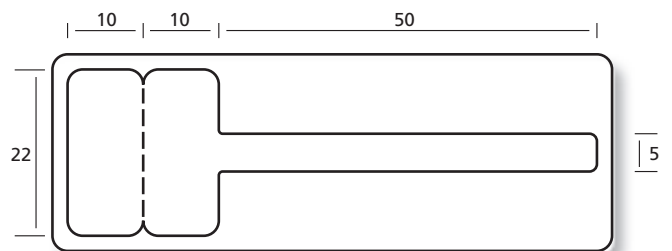
**34 1852IR** B = 1, BB = 85 mm



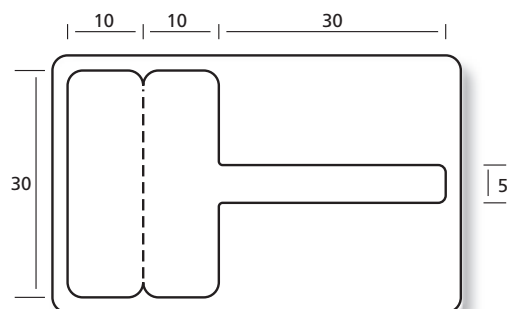
**34 1947IR** B = 1, BB = 88 mm



**34 2250IR** B = 1, BB = 88 mm



**34 2270IR** B = 1, BB = 80 mm



**34 3050IR** B = 1, BB = 88 mm



Weitere Schlaufen-Varianten siehe Kapitel „Schlaufen-Etiketten“.

For more shapes with loop please look chapter "Labels with Loop".

Plus de variantes avec lanière voir chapitre «Etiquettes avec lanière».